



2012-2013 GMT Reports for District (or Undistricted) **District 411 B TANZANIA**

GMT: MANOJ SHAH

Location: TANZANIA

GMT CA: 6

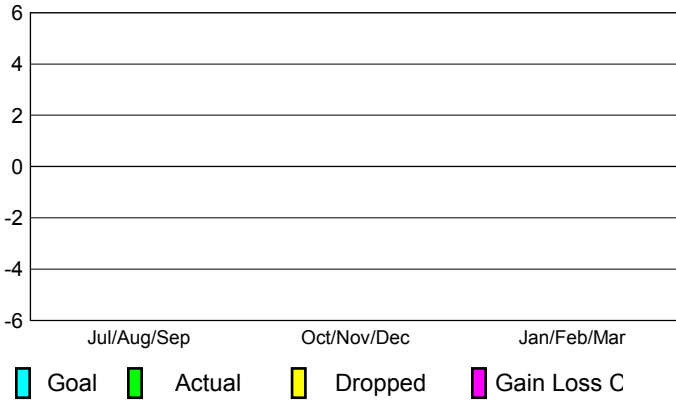
CLUBS

<u>Club Results</u> 2012-2013	<u>Clubs</u> 2011-2012
----------------------------------	---------------------------

Month	New Club Goal	Actual New Clubs	Actual Dropped Clubs	Gain/Loss of Clubs	Gain/Loss of Clubs
Jul/Aug/Sep		0	0	0	0
Oct/Nov/Dec		0	0	0	0
Jan/Feb/Mar					0
Totals		0	0	0	0


Club Results 2012-2013

Goal, New, Dropped, Gain/Loss



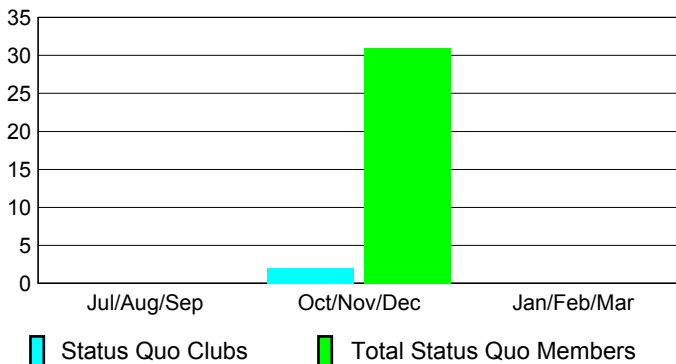
Comparison of Club Gain/Loss

Current Year Compared to the Previous Year



YTD Status Quo Clubs 2012-2013

Status Quo Clubs Compared to Status Quo Members



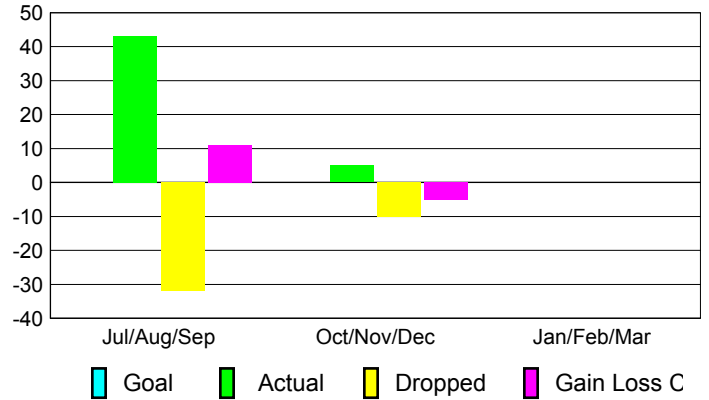
MEMBERSHIP

<u>Membership Results</u> 2012-2013	<u>Membership</u> 2011-2012
--	--------------------------------

Month	Net Memb Goal	Actual New Memb	Actual Dropped Memb	Gain/Loss of Memb	Gain/Loss of Memb
Jul/Aug/Sep		43	-32	11	30
Oct/Nov/Dec		5	-10	-5	0
Jan/Feb/Mar					13
Totals		48	-42	6	43

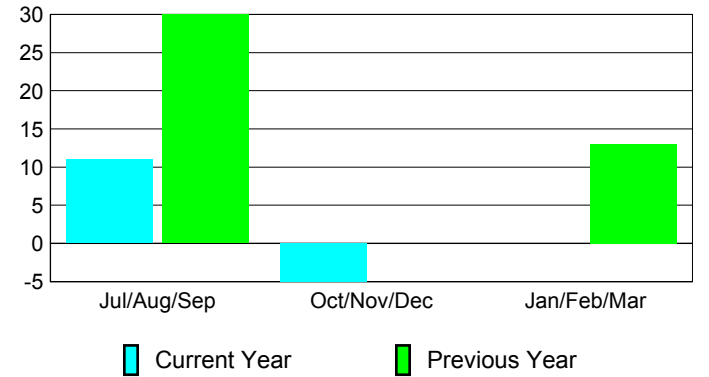
Membership Results 2012-2013

Goal, New, Dropped, Gain/Loss

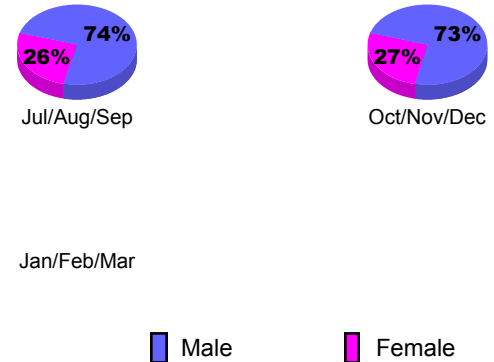


Comparison of Membership Gain/Loss

Current Year Compared to the Previous Year



Gender Comparison 2012-2013





2012-2013 GMT Reports for District (or Undistricted) **District 411 B UGANDA**

GMT: MANOJ SHAH

Location: UGANDA

GMT CA: 6

CLUBS

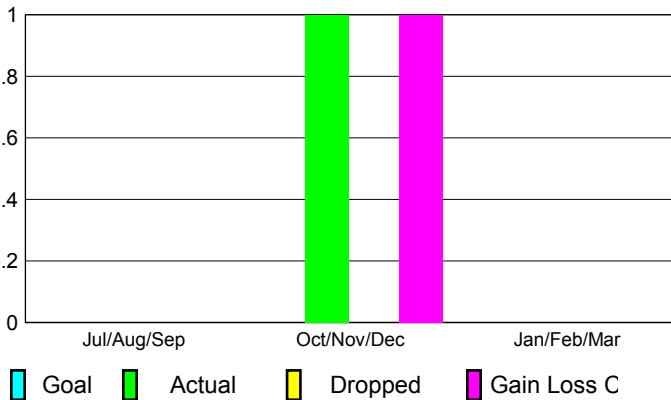
Club Results
2012-2013

Clubs
2011-2012

Month	New Club Goal	Actual New Clubs	Actual Dropped Clubs	Gain/Loss of Clubs	Gain/Loss of Clubs
Jul/Aug/Sep		0	0	0	-1
Oct/Nov/Dec		1	0	1	0
Jan/Feb/Mar					-1
Totals		1	0	1	-2

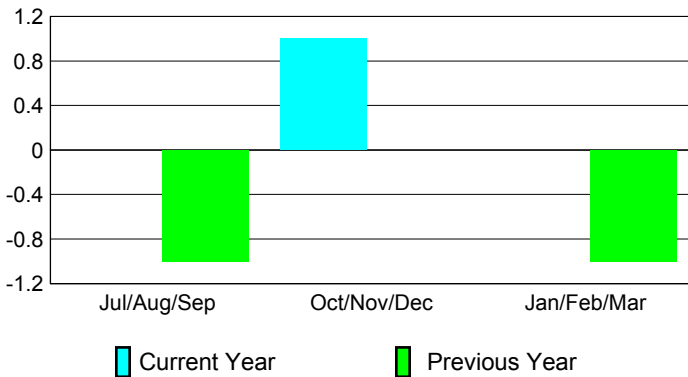
Club Results 2012-2013

Goal, New, Dropped, Gain/Loss




Comparison of Club Gain/Loss

Current Year Compared to the Previous Year



YTD Status Quo Clubs 2012-2013

Status Quo Clubs Compared to Status Quo Members



MEMBERSHIP

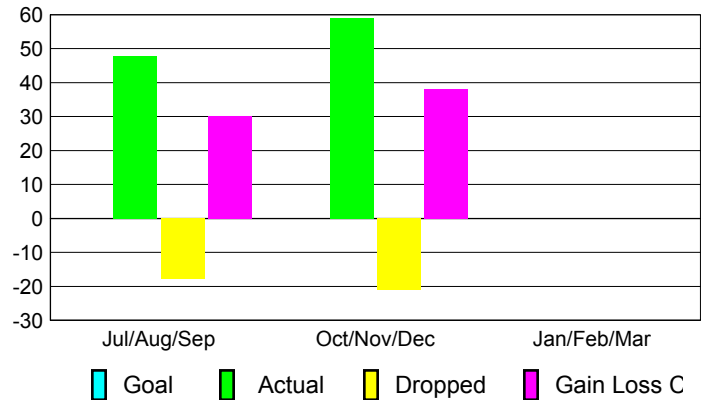
Membership Results
2012-2013

Membership
2011-2012

Month	Net Memb Goal	Actual New Memb	Actual Dropped Memb	Gain/Loss of Memb	Gain/Loss of Memb
Jul/Aug/Sep		48	-18	30	-11
Oct/Nov/Dec		59	-21	38	19
Jan/Feb/Mar					-18
Totals		107	-39	68	-10

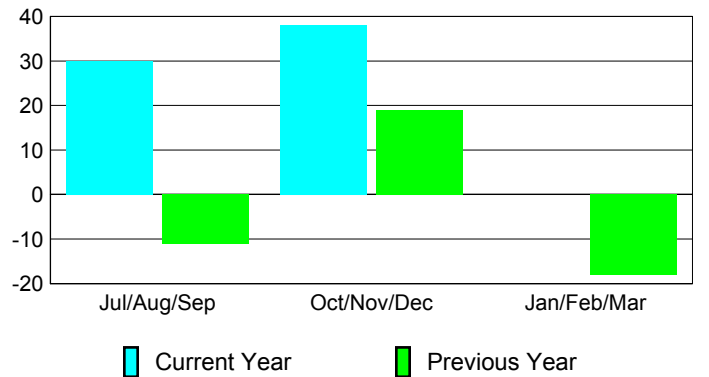
Membership Results 2012-2013

Goal, New, Dropped, Gain/Loss

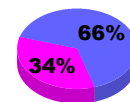


Comparison of Membership Gain/Loss

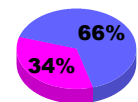
Current Year Compared to the Previous Year



Gender Comparison 2012-2013



Jul/Aug/Sep



Oct/Nov/Dec

Jan/Feb/Mar

Male

Female